

2025 OUTLANDER PHEV PLATINUM EDITION S-AWC
4-DOOR SUV
BLACK DIAMOND W/ ALLOY SILVER ROOF /
L/GRAY

2.4L DOHC I4 MIVEC
 1 SPEED TRANSMISSION
 50-STATE EMISSIONS STANDARD



Mechanical Features

- 20.0 kWh Lithium-Ion Drive Battery
- 120-Volt Charging Cable
- 120V/240V Charging Capability
- DC Fast Charging capability
- Regenerative Braking System (RBS)
- 2.4L MIVEC DOHC 4-cylinder
- Twin Electric Motors
- Front Single Speed, Drive Mode Switchable Reduction Gear Box
- Rear Single Speed, Fixed Reduction Gear Box
- Twin Motor S-AWC (Super All-Wheel Control)
- Paddle Shifters
- Shift By Wire

Exterior Features

- LED Low and High Beam Headlights
- LED Daytime Running Lights
- LED Fog Lights
- Automatic Headlights
- Headlight Washers
- LED tail lights
- Heated Power Side Mirrors
- Power Folding Side Mirrors
- Reverse Auto Tilt Mirrors
- Power Liftgate with Adjustable Height
- Front Rain-Sensing Wipers
- Front Wiper De-Icer
- Power Panoramic Sunroof
- Body-Color Rear Spoiler with LED Stop Light
- 20-inch Two-Tone Alloy Wheels
- Platinum Edition Badge

Interior Features

- Leather Wrapped Steering Wheel
- Leather-Wrapped Shift Knob
- 8-way Power Adjustable Driver Seat With Memory For Seat and Outside Mirror Linked With Key FOB
- 8-Way Adjustable Power Passenger Seat
- Leather Appointed Seating Surfaces
- 40:20:40 Split Type 2nd Row Seat With Folding Function
- 7 Passenger Seating
- Heated Steering Wheel
- Heated Front and Rear Seats

Convenience Features

- 12.3" Full Digital Driver Display
- 9.0" Navigation System With Smartphone-Link
- Wireless Apple CarPlay®
- Google Android Auto®
- HD Radio®
- BOSE Premium Sound System (9 Speakers)
- Smartphone Wireless Charger
- Bluetooth® Wireless Technology
- Steering Wheel Audio And Phone Controls
- Steering Wheel Voice Recognition Control
- Multi-View Camera System
- Drive Mode Selector (Normal, Power, Eco, Tarmac, Gravel, Snow, Mud)

Convenience Features (cont'd)

- 3-Zone Automatic Climate Control
- FAST-Key Entry System w/ Push Button Start
- Rear Door Pull-up Sunshade
- DC Rear 1500W AC Outlet
- Trunk 1500W AC Outlet
- Front 1x USB-C and 1x USB-A
- Rear 1x USB-C and 1x USB-A
- Power windows with driver auto up/down for all windows
- Auto-dimming rearview mirror
- Mitsubishi Connect with 5-year Safeguard trial and 1-year Remote Services trial (mobile app enrollment required)
- SiriusXM® with 90-Day Trial Subscription
- Head-Up Display

Safety & Security

- Anti-lock Braking System (ABS) with Electronic Brakeforce Distribution (EBD) and brake assist
- Electronic Parking Brake With Auto Hold
- Active Stability Control (ASC)
- Hill Start Assist (HSA)
- Tire Pressure Monitoring System (TPMS) With Tire Fill Notification
- Active Stability Control (ASC)
- Automatic High Beam (AHB)
- Forward Collision Mitigation (FCM) with Pedestrian Detection
- Driver Attention Alert (DAA)
- MI-PILOT Assist w/ Navi-link Adaptive Lane
- Cruise Control (ACC) with Stop & Go Lane Traffic
- Keep Assist (LKA)
- Departure Prevention (LDP)
- Sign Recognition (TSR)
- Blind Spot Warning (BSW) w/ Lane Change Assist (LCA)
- Rear Cross Traffic Alert (RCTA)
- Rear Automatic Emergency Braking (Rear AEB)
- Lane Departure Warning (LDW)
- Advanced Dual-Stage Front Airbags
- Driver and Passenger SRS Knee Airbags
- Side Curtain SRS Airbags
- Rear Outer-Board Seat-Mounted SRS Side Airbags
- Front Seat-Mounted SRS Center Airbag
- Trailer Stability Assist (TSA)
- Adjustable Front Seat Shoulder Belt Anchors
- Three-Point Seatbelts with Pretensioner For Driver, Passenger, Outer Sides of 2nd Row Seat
- LATCH (Lower Anchors and Tethers for Children) for 2nd Row
- Seatbelt Reminder For All Seating Positions
- Adjustable Front Seat Shoulder Belt Anchors
- Child Safety Rear Door Locks
- Anti-Theft Alarm System
- Anti-Theft Engine Immobilizer
- Rear Seat Alert

EPA DOT Fuel Economy and Environment



Fuel Economy Standard SUV range from 11 to 100 MPGe. The best vehicle rates 140 MPGe.

Electricity + Gasoline
 Charge Time: 6.5 hours (240V)

64 MPGe
 0 gallons per 100 miles
 52 kw-hrs per 100 miles

combined city/highway

38 MPG
 25 Gasoline only
 50 miles

combined city/highway

26 MPG
 3.8 gallons per 100 miles

combined city/highway

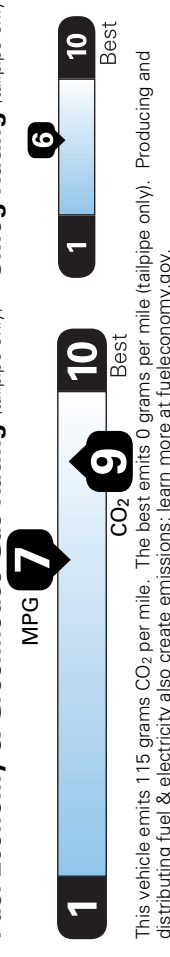
Driving Range
 12 All Electric Range = 0-38 miles
 25 Gasoline only
 50 miles

Gasoline Only
 25 Gasoline only
 50 miles

420 miles

Annual fuel cost
\$1,500

Fuel Economy & Greenhouse Gas Rating (tailpipe only) **Smog Rating** (tailpipe only)



Actual results will vary for many reasons, including driving conditions and how you drive and maintain your vehicle. The average new vehicle gets 28 MPG and costs \$9500 to fuel over 5 years. Cost estimates are based on 15000 miles per year at \$3.50 per gallon and \$0.16 per kW-hr. This is a dual fueled automobile. MPGe is miles per gasoline gallon equivalent. Vehicle emissions are a significant cause of climate change and smog.

fueleconomy.gov
 Calculate personalized estimates and compare vehicles



10-year
100,000-mile
LIMITED POWERTRAIN WARRANTY

10 YEAR / **100,000** MILE ANTI-CORROSION/PERFORATION POWERTRAIN
7 YEAR / **100,000** MILE
5 YEAR / **60,000** MILE BUMPER-TO-BUMPER ROADSIDE ASSISTANCE
*See participating Retailer for Limited Warranty and Roadside Assistance terms and conditions.

GOVERNMENT 5-STAR SAFETY RATINGS

This vehicle has not been rated by the government for overall vehicle score, frontal crash, side crash, or rollover risk.


Source: National Highway Traffic Safety Administration (NHTSA).
 www.safercar.gov or 1-888-327-4236

Parts Content Information

For vehicles in this carline:
 Major Sources of Parts Content: **JAPAN 93%**

For this vehicle:
 Final Assembly Point: **OKAZAKI, JAPAN**
 Country of Origin: **JAPAN**
 Engine: **JAPAN**
 Transmission: **JAPAN**

Note: Parts content does not include final assembly, distribution, or other non-parts costs.




MSRP*: \$50,445.00
Total Additional Equipment: \$440.00
Subtotal: \$50,885.00
Destination/Handling: \$1,595.00
Total MSRP*: \$52,480.00
*MSRP (Manufacturer's Suggested Retail Price)

Cumulative Accessory Weight is 13.8 lbs

Method of Transport: TRUCK
 Plant/Port of Entry: JACKSONVILLE, FL
 VIN : JA4T5WA93SZ037048
 Route Code : TPF

Gasoline, license and title fees, applicable federal, state and local taxes and dealer and distributor installed options and accessories are not included in the manufacturer's suggested retail price. This label has been applied to this vehicle pursuant to federal law and cannot be moved or altered prior to delivery to the ultimate purchaser.



Visit us at www.mitsubishicars.com

Cumulative Accessory Weight is 13.8 lbs